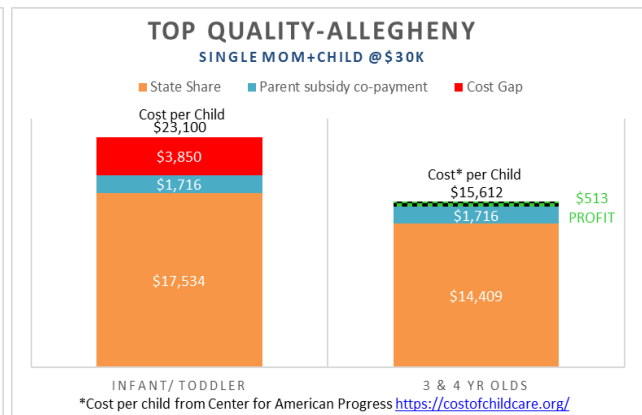
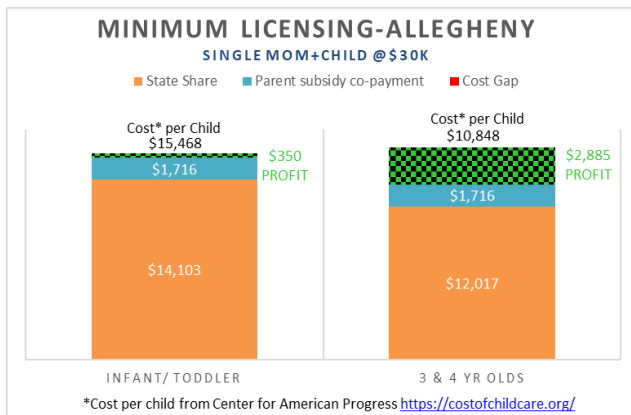
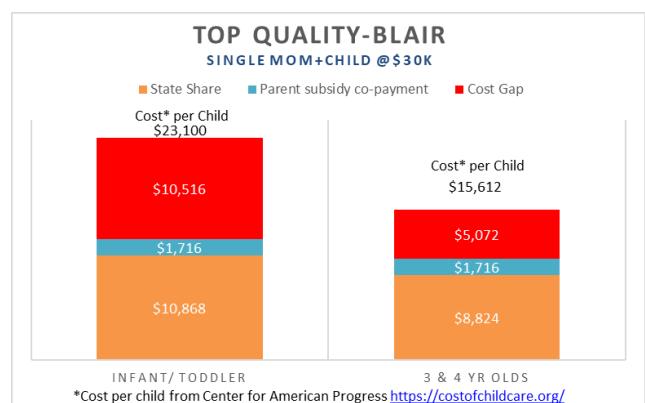
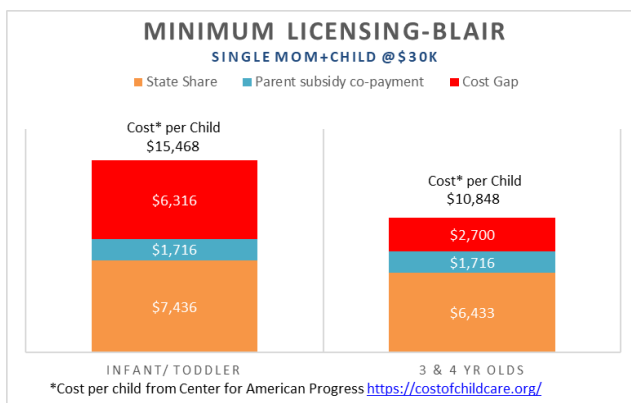


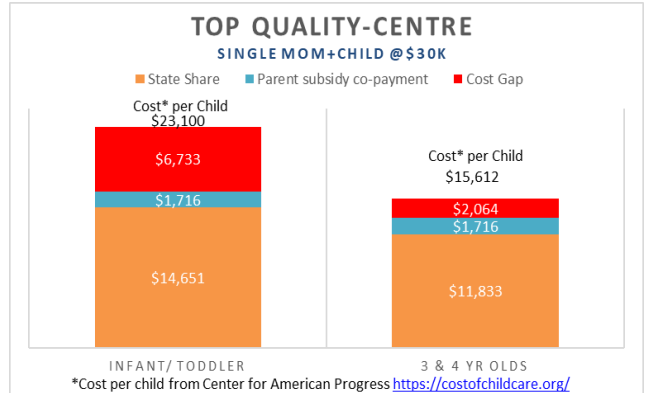
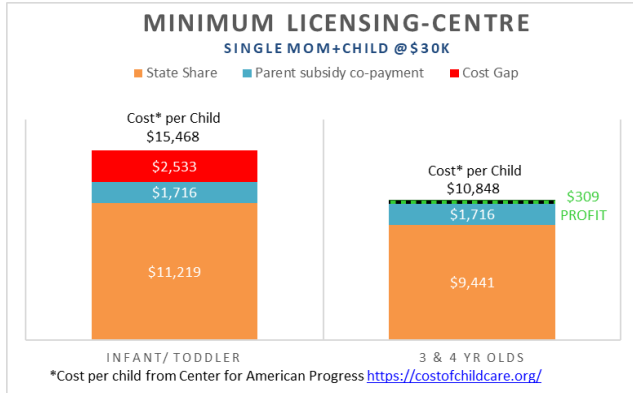
The following charts highlight the gaps in the cost of infant/toddler child care and preschool age child care in Allegheny, Blair, Centre, Columbia, Lancaster, Lehigh, Mercer, Philadelphia, Westmoreland and York counties for a mother with a child earning \$30,000 per year. Charts are provided for programs meeting minimum licensing standards and those that have reached the highest levels of quality. The parent subsidy copayment was effective May 2, 2022 using the 2022 FPIG. The state share uses the Maximum Child Care Allowances effective March 1, 2023 and Keystone STAR 4 tiered reimbursement effective September 1, 2019.



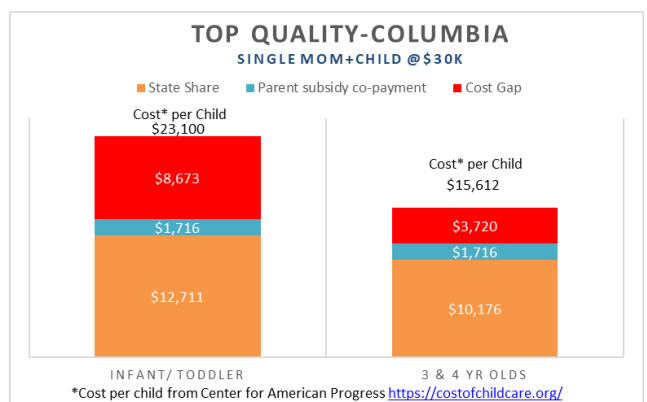
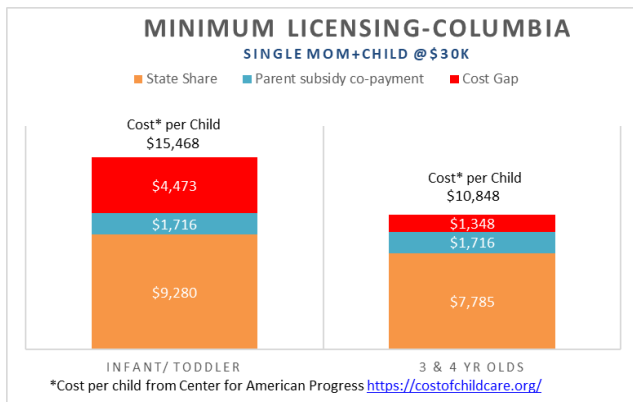
Allegheny County providers at minimum licensing see an annual profit of \$350 per infant/toddler and an annual profit of \$2,885 for preschool subsidized care. Top quality providers have a cost gap of 17% for infant/toddler care and see an annual profit of \$513 for preschool care per child.



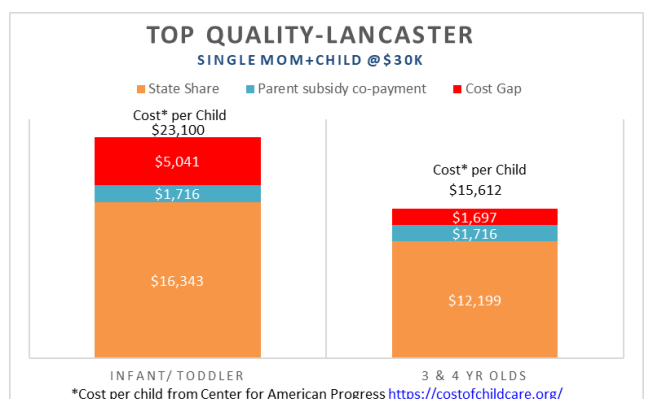
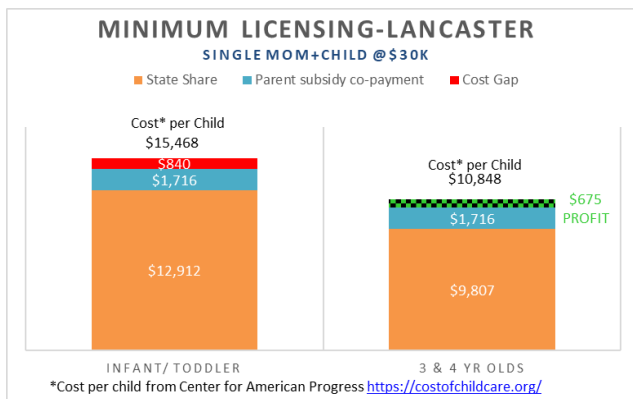
Blair County providers at minimum licensing receive 59% of infant/toddler costs and 75% of preschool subsidized care. Top quality providers have a cost gap of 46% for infant/toddler care and 32% for preschool care per child.



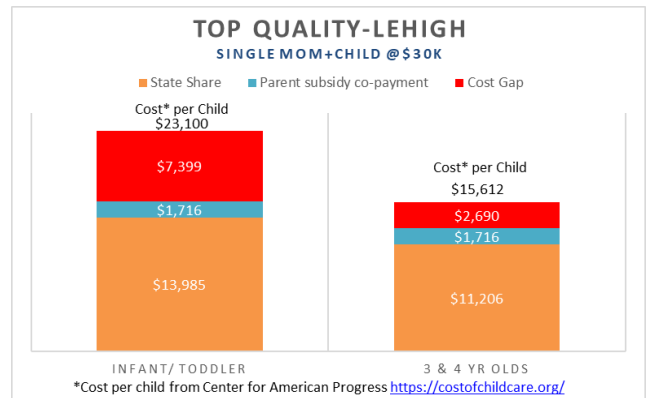
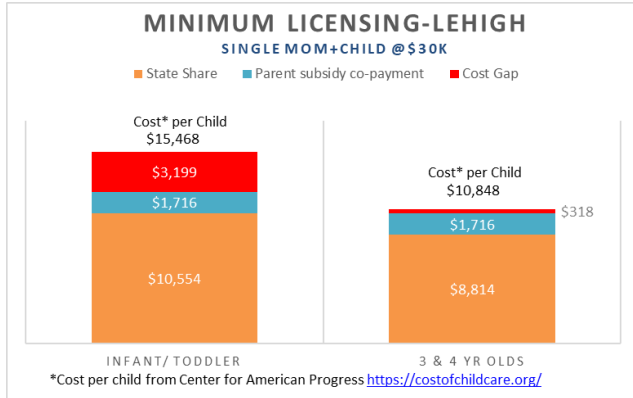
Centre County providers at minimum licensing receive 84% of infant/toddler costs and see an annual profit of \$309 for preschool subsidized care. Top quality providers have a cost gap of 29% for infant/toddler care and 13% for preschool care per child.



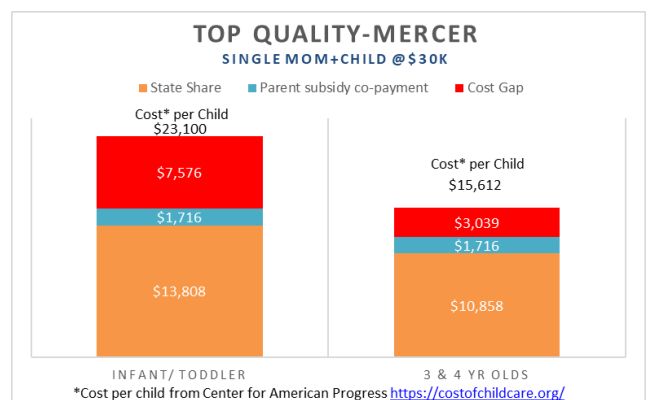
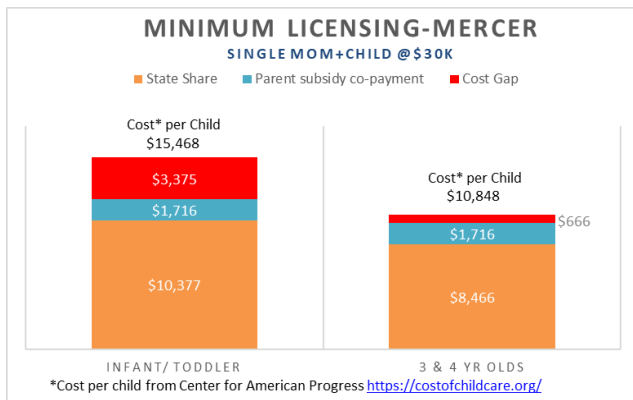
Columbia County providers at minimum licensing receive 71% of infant/toddler costs and 88% of preschool subsidized care. Top quality providers have a cost gap of 38% for infant/toddler care and 24% for preschool care per child.



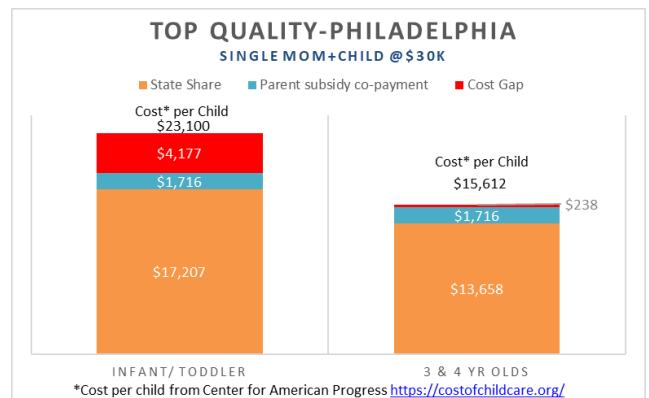
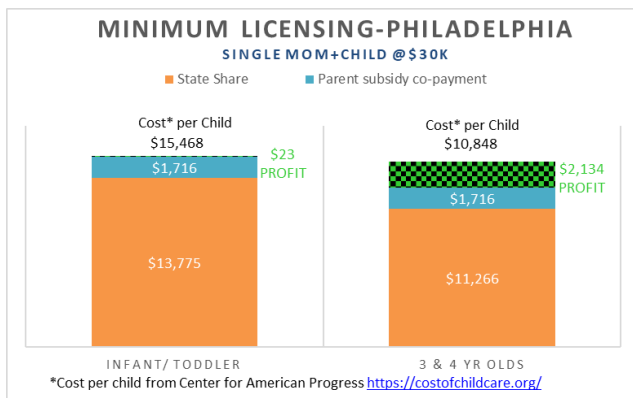
Lancaster County providers at minimum licensing receive 95% of infant/toddler costs and see an annual profit of \$675 for preschool subsidized care. Top quality providers have a cost gap of 22% for infant/toddler care and 11% for preschool care per child.



Lehigh County providers at minimum licensing receive 79% of infant/toddler costs and 97% of preschool subsidized care. Top quality providers have a cost gap of 32% for infant/toddler care and 17% for preschool care per child.

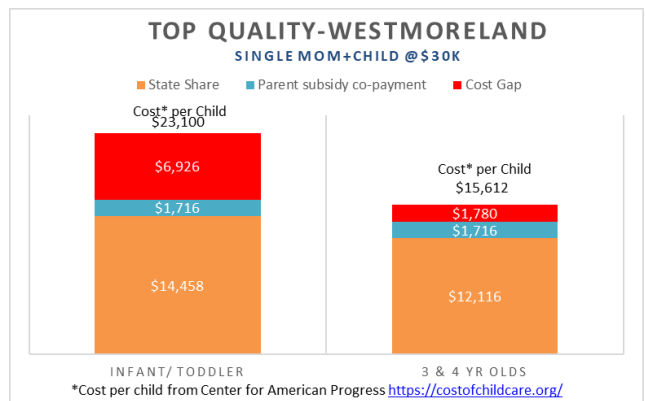
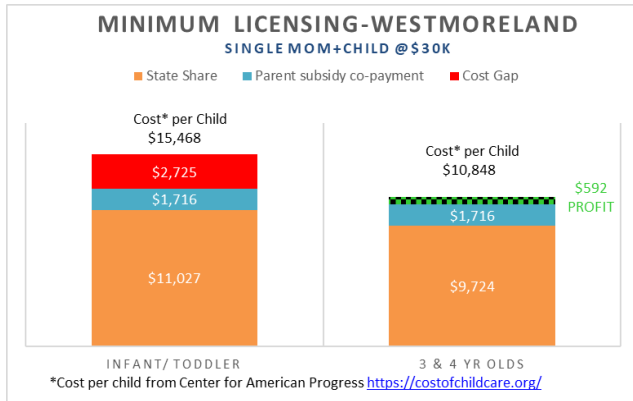


Mercer County providers at minimum licensing receive 78% of infant/toddler costs and 94% of preschool subsidized care. Top quality providers have a cost gap of 33% for infant/toddler care and 19% for preschool care per child.

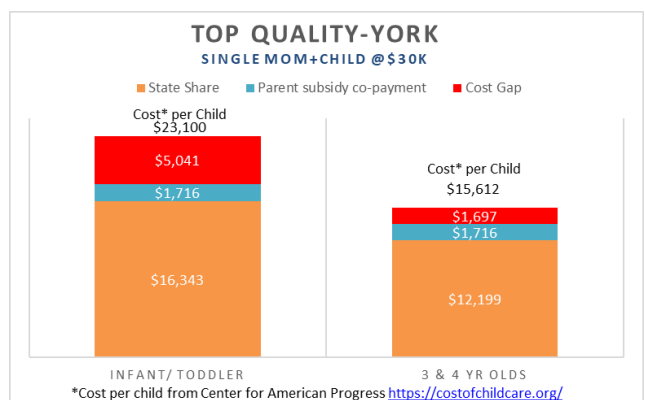
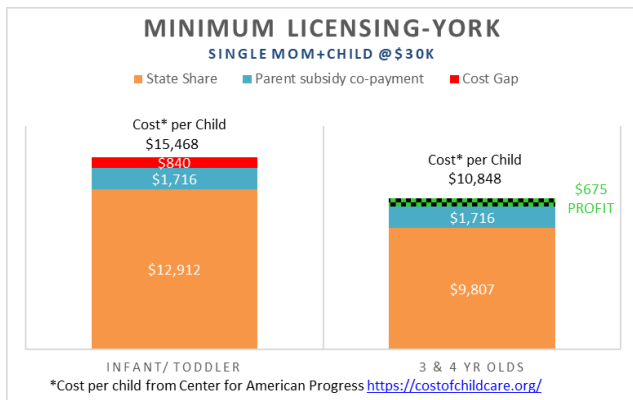


Philadelphia County providers at minimum licensing see an annual profit of \$23 per infant/toddler and an annual profit of \$2,134 for preschool subsidized care. Top quality

providers have a cost gap of 18% for infant/toddler care and 2% for preschool care per child.



Westmoreland County providers at minimum licensing receive 82% of infant/toddler costs and see an annual profit of \$592 for preschool subsidized care. Top quality providers have a cost gap of 30% for infant/toddler care and 11% for preschool care per child.



York County providers at minimum licensing receive 95% of infant/toddler costs and see an annual profit of \$675 for preschool subsidized care. Top quality providers have a cost gap of 22% for infant/toddler care and 11% for preschool care per child.