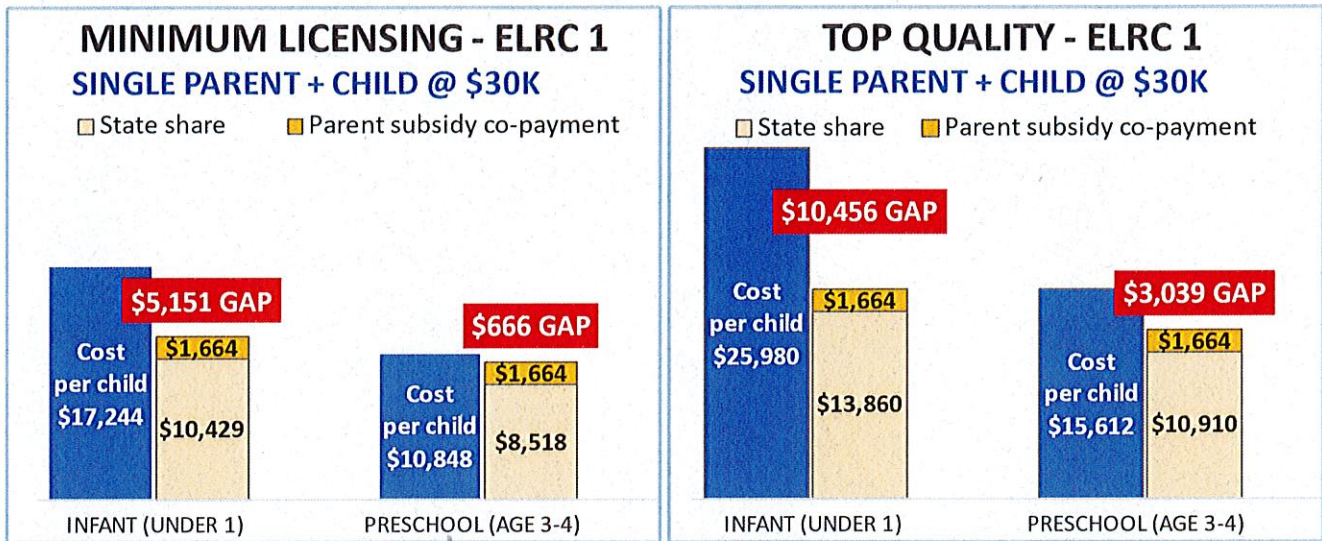




The following charts highlight the gaps in the cost of infant care and preschool age care in child care centers by ELRC region for a parent with a child earning \$30,000 per year. Charts are provided for programs meeting minimum licensing standards and those that have reached the highest levels of quality. The parent subsidy co-payment was effective May 1, 2023 using the 2023 FPIG. The state share uses the Maximum Child Care Allowances effective March 1, 2023 and Keystone STAR 4 tiered reimbursement effective September 1, 2019.

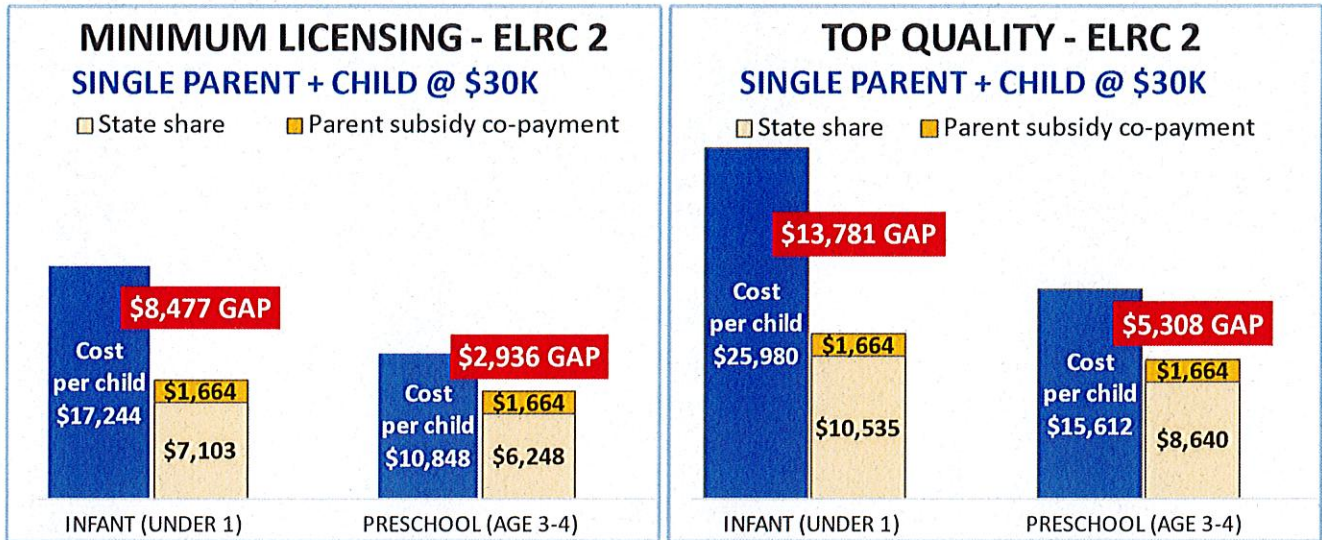
**REGION 1: CRAWFORD, ERIE, MERCER, VENANGO**



ELRC Region 1 centers at minimum licensing receive 70% of infant costs and 94% of preschool subsidized care. Top quality providers have a cost gap of 40% (\$10,456) for infant care and 19% (\$3,039) for preschool care per child.

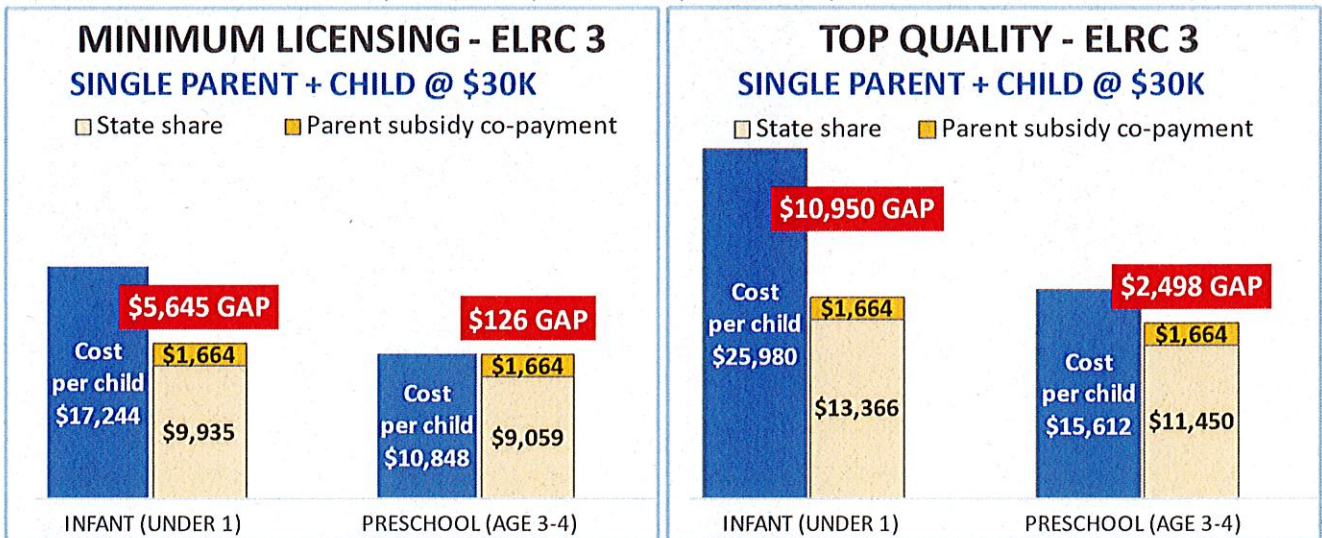


**REGION 2: CAMERON, CLARION, CLEARFIELD, ELK, FOREST, JEFFERSON, MCKEAN, POTTER, WARREN**



ELRC Region 2 centers at minimum licensing receive 51% of infant costs and 73% of preschool subsidized care. Top quality providers have a cost gap of 53% (\$13,781) for infant care and 34% (\$5,308) for preschool care per child.

**REGION 3: ARMSTRONG, BEAVER, BUTLER, INDIANA, LAWRENCE**



ELRC Region 3 centers at minimum licensing receive 67% of infant costs and 99% of preschool subsidized care. Top quality providers have a cost gap of 42% (\$10,950) for infant care and 16% (\$2,498) for preschool care per child.