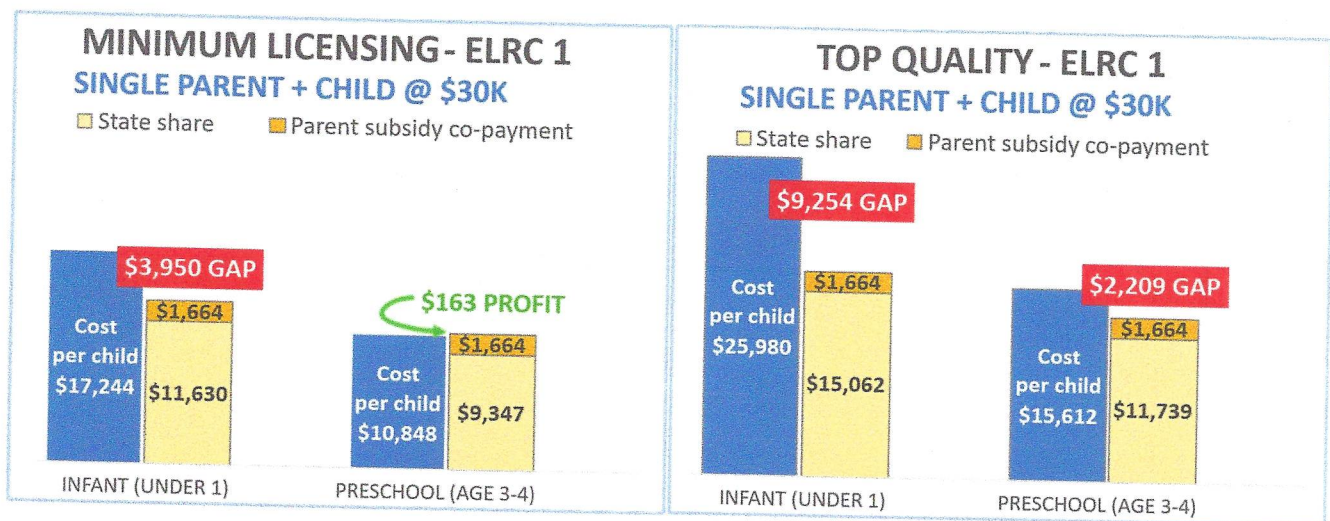




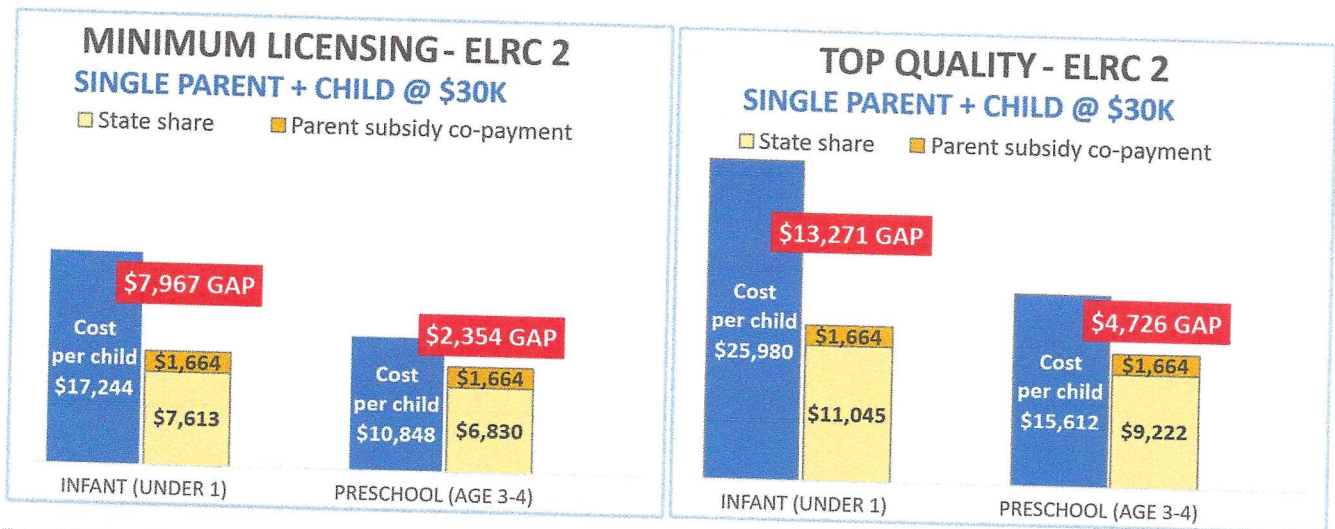
The following charts highlight the gaps in the cost of infant care and preschool age care in child care centers by ELRC region for a parent with a child earning \$30,000 per year. Charts are provided for programs meeting minimum licensing standards and for those that reach the highest levels of quality. The **parent subsidy co-payment** was effective May 5, 2025 using the 2025 FPIG. The state share is based on **Maximum Child Care Allowances** effective January 1, 2025 and Keystone STAR 4 **tiered reimbursement** effective September 1, 2019.

REGION 1: CRAWFORD, ERIE, MERCER, VENANGO



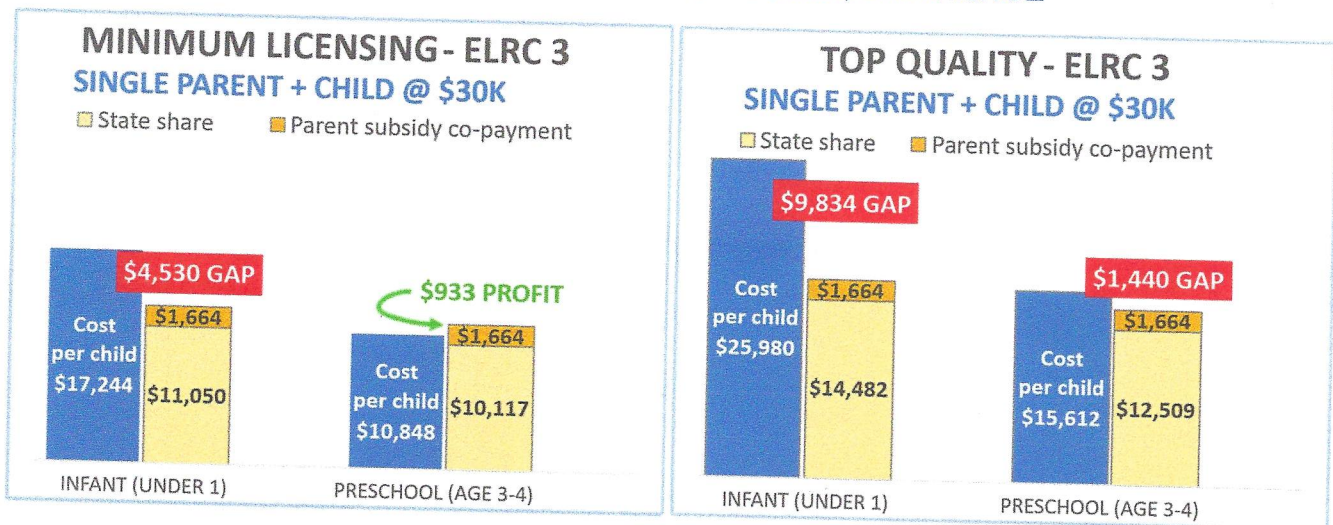
ELRC Region 1 centers at minimum licensing receive 77% of infant costs and see an annual profit of \$163 for preschool subsidized care. Top quality providers have a cost gap of 35% (\$9,254) for infant care and 14% (\$2,209) for preschool care per child.

REGION 2: CAMERON, CLARION, CLEARFIELD, ELK, FOREST, JEFFERSON, MCKEAN, POTTER, WARREN



ELRC Region 2 centers at minimum licensing receive 54% of infant costs and 78% of preschool subsidized care. Top quality providers have a cost gap of 51% (\$13,271) for infant care and 30% (\$4,726) for preschool care per child.

REGION 3: ARMSTRONG, BEAVER, BUTLER, INDIANA, LAWRENCE



ELRC Region 3 centers at minimum licensing receive 74% of infant costs and see an annual profit of \$933 for preschool subsidized care. Top quality providers have a cost gap of 38% (\$9,834) for infant care and 9% (\$1,440) for preschool care per child.