



REGION 16: BUCKS



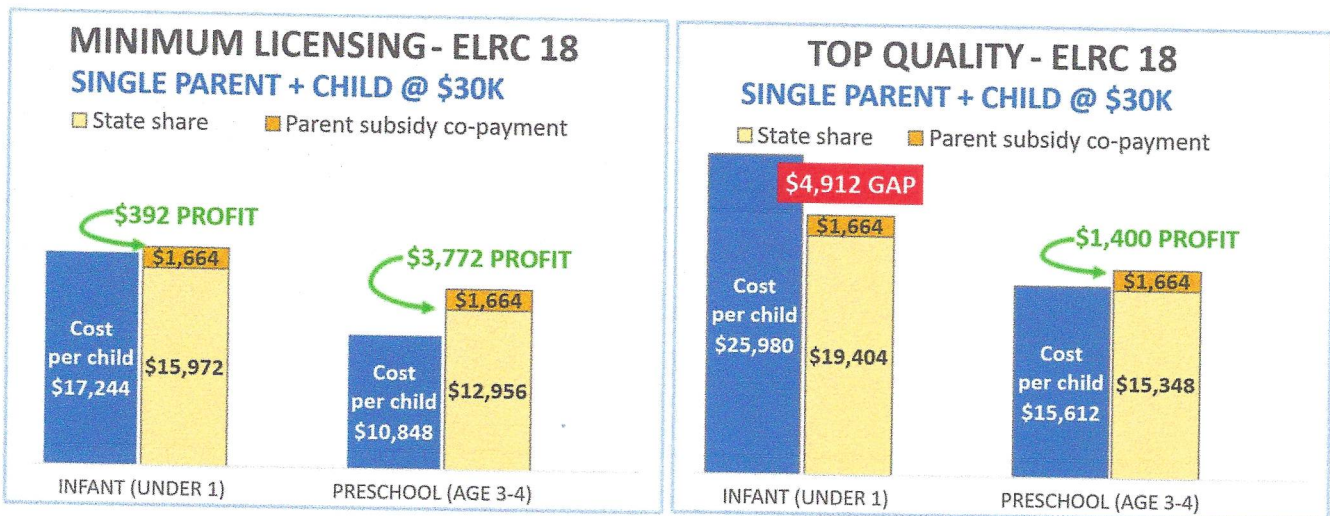
ELRC Region 16 centers at minimum licensing see an annual profit of \$1,489 for infant care and an annual profit of \$5,496 for preschool subsidized care. Top quality providers have a cost gap of 15% (\$3,815) for infant care and see an annual profit of \$3,123 for preschool care per child.

REGION 17: MONTGOMERY




ELRC Region 17 centers at minimum licensing see an annual profit of \$2,893 for infant care and an annual profit of \$5,990 for preschool subsidized care. Top quality providers have a cost gap of 9% (\$2,411) for infant care and see an annual profit of \$3,617 for preschool care per child.

REGION 18: PHILADELPHIA



ELRC Region 18 centers at minimum licensing see an annual profit of \$392 for infant care and an annual profit of \$3,772 for preschool subsidized care. Top quality providers have a cost gap of 19% (\$4,912) for infant care and see an annual profit of \$1,400 for preschool care per child.

REGION 19: CHESTER



ELRC Region 19 centers at minimum licensing see an annual profit of \$3,278 for infant care and an annual profit of \$6,624 for preschool subsidized care. Top quality providers have a cost gap of 8% (\$2,026) for infant care and see an annual profit of \$4,252 for preschool care per child.